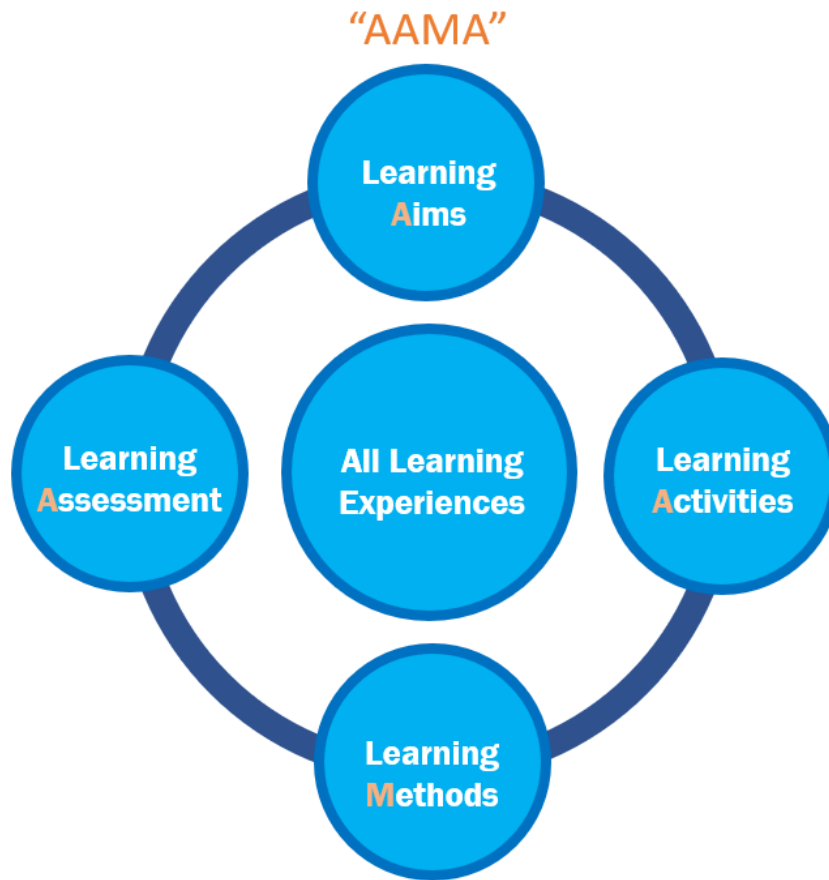


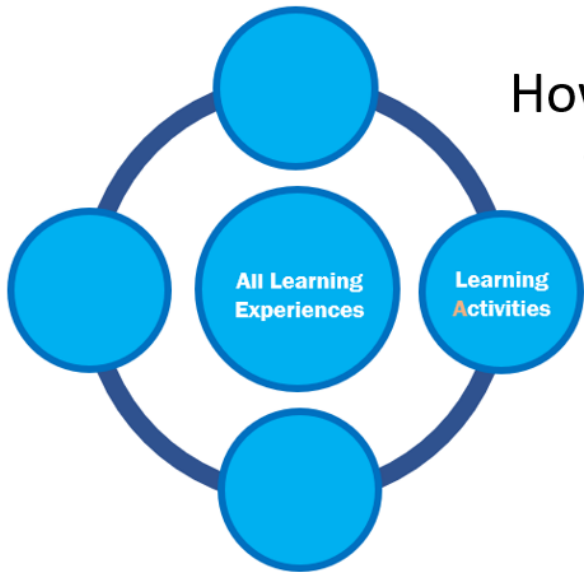
What are the four key components of learning experiences?



- **A learning activity:** a process of engaging the learner so as to achieve the learning aim planned by the teacher.
- Process of communication: intellect, emotion, volition (June Tan)
- **Christian curriculum:** all the Christ-centred learning experiences provided to and constructed by Christian learners.



A Learning Aim = a statement that describes the overall goal or purpose of a learning experience.



How to Plan Learning Activities for Christian curriculum?

- A recommended way to plan learning activities: **HBLT**


Five Lesson Aims:

1. Determining Factors - **Objectives** [provided to learner]
2. Focus at the head - **Information** [provided to and constructed by learner]
3. Focus at the heart - **Motivational** [provided to and constructed by learner]
4. Focus at the hands - **Action / Service** [provided to and constructed by learner]
5. Combination - **HBLT (Hook, Book, Look Took)**

Source: June Tan

Creator of HBLT: Lawrence O. Richards, "Creative Bible Teaching," Moody Press, 1976.

- Richards: "It's best to avoid thinking of these as mechanical steps. They are more like four parts of a continuous, systematic but exciting process. In class, the students probably won't even notice passage from one part of the process to another. No part is marked by routine; each is full of opportunity for spontaneity and interaction. Yet each of these parts in the process has its own – and essential – role" (p. 108).



HBLT (Hook, Book, Look, Took)

HOOK. What's going on?

- Get the learner's attention.
- Prepare the learner to hear the word of God
- Guide him or her to anticipate the teaching or encouragement that is found in the lesson's Bible passage.

Sources: Gary Bearce, The Four Elements of a Life-changing Lesson, <https://www.sundayschoolleader.com/category/hook-book-look-took/> & <https://www.slideshare.net/auntecolie/graphic-organizer-30911213>




HBLT (Hook, Book, Look, Took)

HOOK. What's going on?

- Get the learner's attention.
- Prepare the learner to hear the word of God
- Guide him or her to anticipate the teaching or encouragement that is found in the lesson's Bible passage.

*Question: What does the classical Chinese character on the left mean?
Type your response.*

Sources: Gary Bearce, The Four Elements of a Life-changing Lesson,
<https://www.sundayschoolleader.com/category/hook-book-look-took/> & <https://www.slideshare.net/auntecolie/graphic-organizer-30911213>



HBLT (Hook, Book, Look, Took)

BOOK. What's new?

- Focus on the contents to be learned.
- Make sure that the selected Bible passage or verses are clearly explained and understood by the learner.

Sources: Gary Bearce, The Four Elements of a Life-changing Lesson,
<https://www.sundayschoolleader.com/category/hook-book-look-took/> & <https://www.slideshare.net/auntecolie/graphic-organizer-30911213>

'BOOK' can be taught using a variety of methods

Participation

The Methods of Christ as Teacher


Although Jesus was unlearned in the science of educational instruction, He nevertheless possessed a vast repertoire of instructional methodologies.

- Parables
- Figures of speech — similes, metaphors & hyperboles
- Explicit statements
- Object lessons
- Dialogue

Teaching Methods

- Story telling
- Object lessons
- Drama
- Role-play
- Puppets
- Q&A
- Case studies
- Buzz groups
- Debates
- Field trips

Sources: Lillian Lee & June Tan




HBLT (Hook, Book, Look, Took)

LOOK. What's the relevance?

- Relate the lesson to real life.
- Understand how the learners could and should live their lives based on the lessons learnt.
- From the video clip, what was Nelson Mandela's message to the people when he chose to hire his enemies as his personal bodyguards?

Sources: Gary Bearce, The Four Elements of a Life-changing Lesson, <https://www.sundayschoolleader.com/category/hook-book-look-took/> & <https://www.slideshare.net/auntecolie/graphic-organizer-30911213>



HBLT (Hook, Book, Look, Took)

TOOK. What to do next?

- Each learner to learn what they should take away from the topic.
- Each learner to decide how to apply the lessons learnt in specific ways.
- D. L. Moody: "The Bible was not given to increase our knowledge but to change our lives." (Source: June Tan)

Sources: Gary Bearce, The Four Elements of a Life-changing Lesson,

<https://www.sundayschoolleader.com/category/hook-book-look-took/> & <https://www.slideshare.net/auntecolie/graphic-organizer-30911213>

HBLT (Hook, Book, Look, Took)

HOOK. What's going on?

- Get the learner's attention.
- Prepare the learner to hear the word of God
- Guide him or her to anticipate the teaching or encouragement that is found in the lesson's Bible passage.

BOOK. What's new?

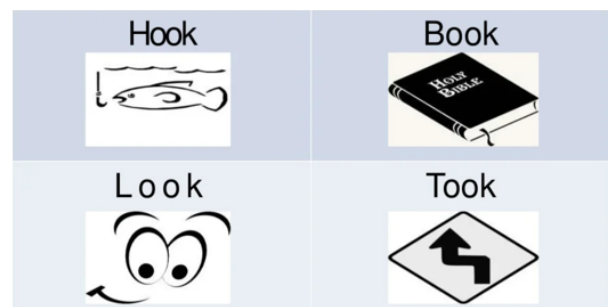
- Focus on the contents to be learned.
- Make sure that the selected Bible passage or verses are clearly explained and understood by the learner.

LOOK. What's the relevance?

- Relate the lesson to real life.
- Understand how the learners could and should live their lives based on the lessons learnt.

TOOK. What to do next?

- Each learner to decide what they will take away from the topic.
- Each learner to know how to apply the lessons in specific ways.



Recommended reading: *A four step strategy for teaching students.* Retrieved from:

<http://smeonline.net/wp-content/uploads/Hook-Book-Look-Took-4-part-Strategy-for-Teaching.pdf>

END OF SESSION 2